

**Product number: K8-1610**

**Product name: Square-635-Carboxy**

## General Data

- Molecular Mass:** 670.75 (protonated form)  
**Solubility:** water, alcohol, DMF, DMSO  
**Insoluble:** acetone, chloroform, toluene  
**Storage:** Store in absence of light, desiccated and refrigerate

## Description

- pH-Sensitive fluorescent probe containing one carboxylic acid group.

## Applications

- pH-Sensing applications.
- Fluorescence lifetime applications — this label exhibits a distinct lifetime change upon binding to a biomolecule.

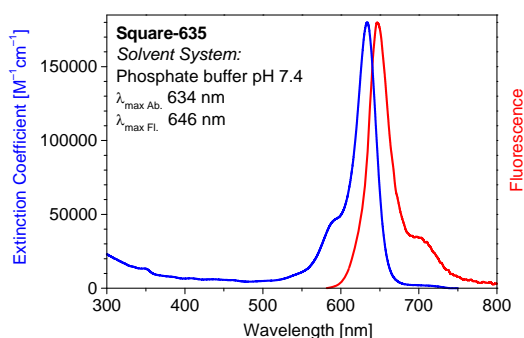
## Advantages

- Perfectly suited for excitation with the 594-nm and 635-nm diode laser.
- Sensitive; high extinction coefficient.
- pH-sensitive between pH 9 and pH 13, and pH-insensitive between pH 3 and pH 9.
- Good aqueous solubility.
- High photostability; e.g. compared to **CypHer 5™**.

## Spectral Data

Protonated form (phosphate buffer, pH < 8.0)				Deprotonated form (pH > 12.0)	pK <sub>a</sub>	pH-Range
Absorption max. [nm]	Extinction Coefficient [M <sup>-1</sup> cm <sup>-1</sup> ]	Fluorescence <sup>1</sup> max. [nm]	Quantum Yield <sup>1</sup> [%]	Absorption max. [nm]		
634	180,000	646	9	520	10.7	9.6–11.7

<sup>1</sup> Excitation at 620 nm

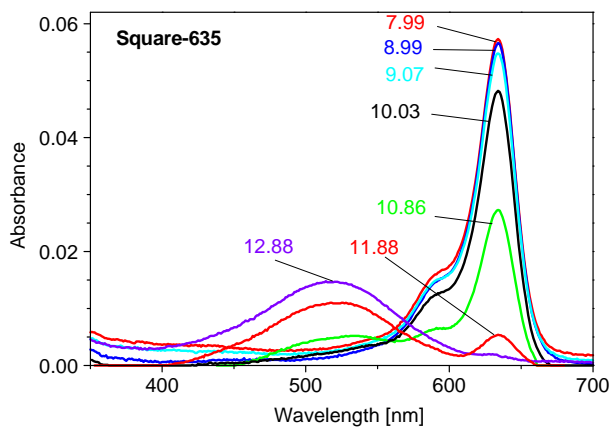


Absorption and fluorescence spectra of **Square-635** in phosphate buffer (pH 7.4)

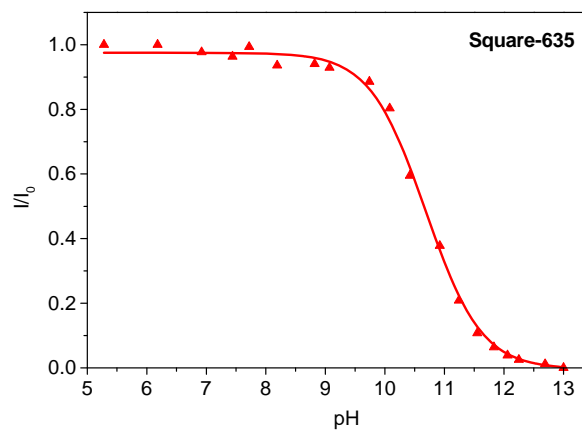
**Product number: K8-1610**

**Product name: Square-635-Carboxy**

<http://www.setabiomedicals.com>  
e-mail: [info@setabiomedicals.com](mailto:info@setabiomedicals.com)



Absorption spectrum of **Square-635** in buffer vs. pH



Normalized fluorescence intensity of **Square-635** in buffer vs. pH (pKa 10.7)