

General Data

- Molecular Mass:** 446.50
- Solubility:** chloroform, alcohol, DMF, DMSO
- Insoluble:** water
- Storage:** Store in absence of light and refrigerate

Description

- Highly sensitive, hydrophobic fluorescent dye.

Applications

- Cell staining.
- Fluorescent probe for albumin and other proteins.
- Dye for encapsulation in beads (particle encoding).
- Gel-electrophoresis

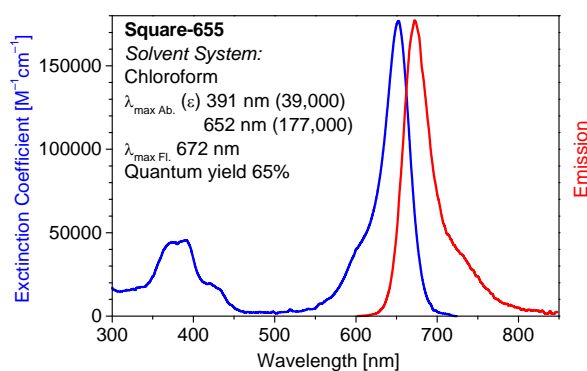
Advantages

- Highly fluorescent probe.
- Quantum yield of 80% in presence of albumin.
- Perfectly suited for excitation with the 380-nm, 405-nm, 635-nm, and 650-nm diode lasers.

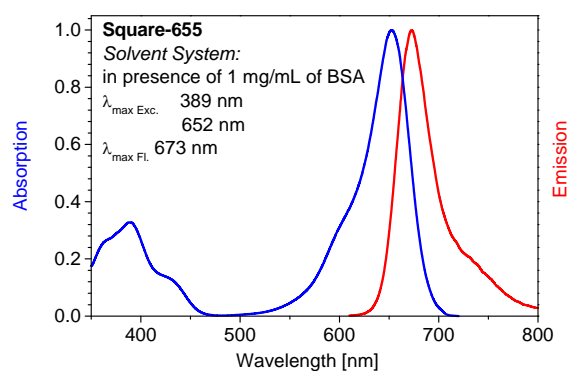
Spectral Data

Solvent	Absorption max. [nm]	Extinction Coefficient [$M^{-1}\cdot cm^{-1}$]	Fluorescence max. [nm]	Quantum Yield ¹ [%]
Chloroform	652 391	177,000 39,000	672	65
Methanol	628		654	22
Phosphate buffer pH 7.4	622		644	<0.1
In presence of 1 mg/mL of BSA	652		672	80

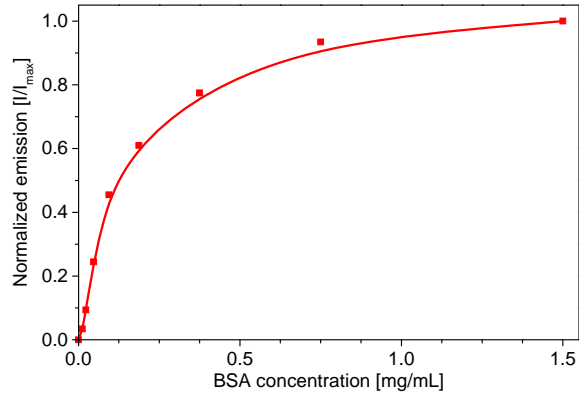
¹ Excitation at 655 nm



Absorption and emission spectrum of **Square-655** in chloroform



Absorption and emission spectrum of **Square-655** in presence of 1 mg/mL of BSA



Normalized emission of **Square-655** in BSA solutions: Intensity vs. BSA concentration